

General Information

(1) Registration:

Due to the limited availability of seats, early registration is strongly recommended to ensure your participation. Please fill out the attached Registration Form which must be received no later than September 20 (for authors presenting the paper), or November 20 (for participants), by:

Prof. Katsushi Ikeuchi, Institute of Industrial Science, the University of Tokyo,
7-22-1 Roppongi, Minato-ku, Tokyo 106-8558, Japan.

Also, please send the registration fee of 40,000 Japanese yen (JPY) (before October 20), 45,000 JPY (after October 21) or 50,000JPY(on site) by bank transfer to the following account.

Account Name: MVA2000 Account Number: 1673751
Name of Bank: Dai-Ichi-Kangyo Bank, Ltd., Roppongi Branch

Only Japanese yen is acceptable. In the remittance, please be sure to include the registrant's name. Payment only from foreign countries may also be made by credit card provided your registration form with your valid card number and signature is received. Honored cards are VISA, Master Card, and American Express. However, **we will not accept any credit card at the on-site registration.**

Your registration will be confirmed upon receipt of payment, on a first-come-first-serve basis. The registration will end when all seats are filled. The fee covers a copy of the Proceedings, to be distributed at the registration desk. The registration desk will be open at the Workshop site on November 28-30.

The registration fee, minus handling fees, will be refunded only if written or cabled notice of cancellation is received no later than November 20. No refunds will be issued after that day. Please note that authors can not receive the refunds.

(2) Accommodations:

Hotel reservations are your own responsibility. However, the MVA2000 committee has the official travel agency, JTB. You can reserve your room sending the application form for hotel accommodations to JTB directly. For detail, please read the form.

(3) Social Events:

A buffet-style banquet will be held in the evening of November 29 (Wednesday) at the Sanjo Kaikan Hall. It is free for registrants.

(4) Visas:

Visitors from some countries need visas to enter Japan. If so, apply at the Japanese Consulate or a diplomatic mission in your country. Please note that sometimes one to two months will be needed for obtaining the visa.

(5) Climate:

The weather in the Tokyo area during the Workshop is comfortable. The average temperature in this season is about 8-15C (45-60F). A light jacket is advisable.

(6) Currency:

Currency cannot be exchanged at the Workshop site. Exchanging currency at New Tokyo International Airport (Narita Airport), banks or hotels is recommended.

(7) Traveler's checks and credit cards:

The use of traveler's checks in Japan is not very popular. Credit cards, VISA, MasterCard, Diners Club and American Express, are widely accepted at hotels, shops and restaurants, although **we will not accept any credit card at the on-site registration.**

(8) Electric Power:

In Tokyo area, electric voltage is 100V and the frequency is 50Hz.

Transportation Guide

A. From Narita Airport (NRT) to Workshop place

There are several ways to the university of Tokyo from the airport.

1. Easy ways

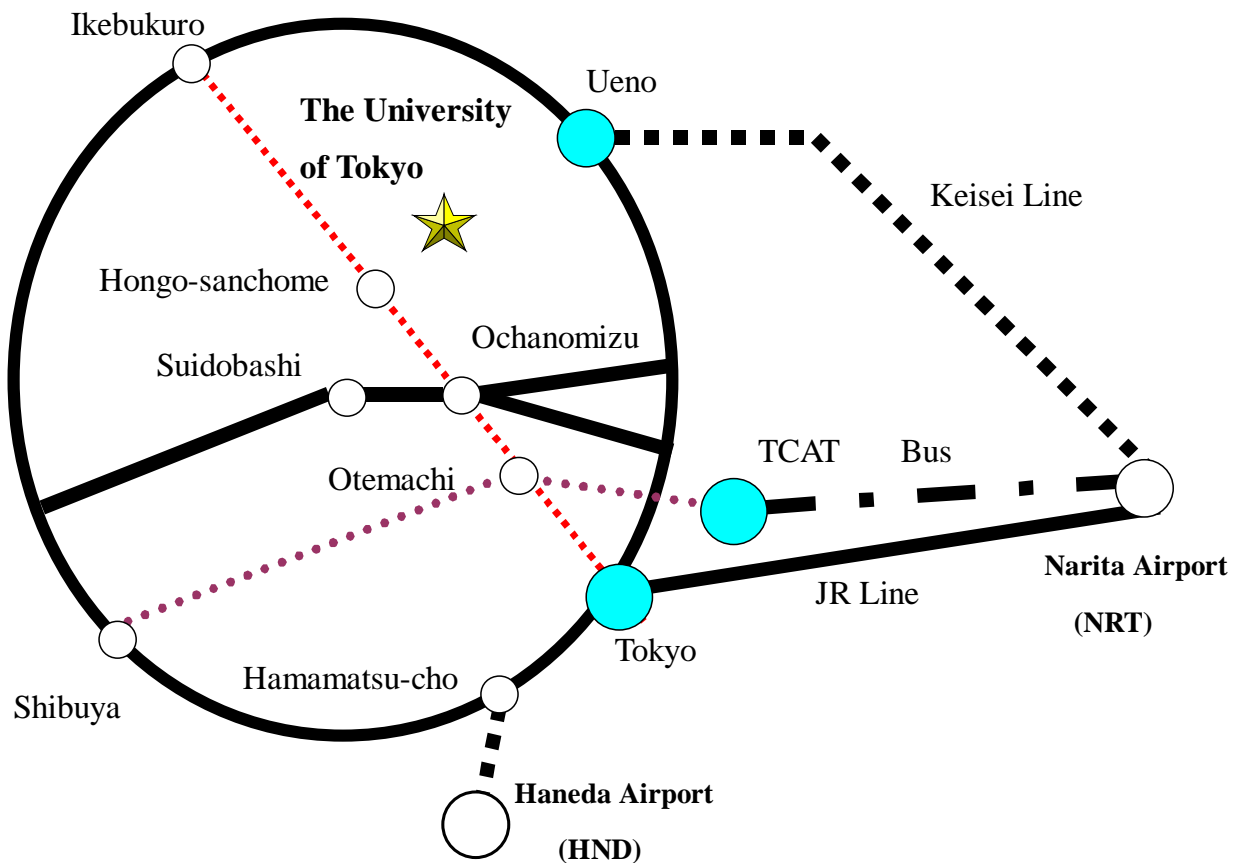
Take train or bus to a terminal and take a taxi there:

- Take the Keisei line, Skyliner or limited express, bound for Ueno. Take a taxi at Ueno station, which is located in about 2 km east from the university of Tokyo. It takes 1 hour or less and costs 1,920JPY for the trip from Narita Airport to Ueno by Skyliner. It takes 1 hour and 15 minutes and costs 1,000JPY for the trip by limited express. The Skyliner runs every 40 minutes and it has comfortable seats. The limited express runs every 20 minutes. The taxi fee from Ueno to the university of Tokyo will be about 1,000JPY.
- Take the Limousine bus bound for TCAT (Tokyo City Air Terminal). Take a taxi at TCAT, which is located in about 4km south from the university of Tokyo. It takes 1 hour and costs 2,900JPY for the trip from Narita to TCAT. The bus runs frequently. The taxi fee from TCAT to the university of Tokyo will be about 2,000JPY.
- Take the JR line, NEX (Narita Express) or rapid service (Airport Narita). It arrives at Tokyo station in underground level. Take a taxi at Tokyo station, which is located in about 4km south from the university of Tokyo. It takes 1 hour and costs 2,940JPY for the trip from Narita to Tokyo by NEX. NEX runs every 30 minutes, and it has comfortable seats. It takes one and half hours and costs 1,280JPY for the trip from Narita to Tokyo by the rapid service. The rapid service runs every 1 hour. The taxi fee from Tokyo station to the university of Tokyo will be about 2,000JPY.

2. Hard ways

Use public transportation from a terminal to the university:

- Take the Keisei line, Skyliner or limited express, bound for Ueno. At Ueno, take the bus of route “学01”(Gaku-01) bound for “東大構内”(Todai Konai; the campus of the university of Tokyo). See Map 3 and 4.
- Take the JR line, NEX or Airport Narita, for Tokyo. At Tokyo station, change to the Marunouchi line, red subway line, bound for Ikebukuro. Get off at Hongo-sanchoime station, the 4th stop.
- Take the Limousine bus bound for TCAT. At TCAT, take the Hanzomon line, violet subway line, for Shibuya. At Otemachi station, the second stop, change to the Marunouchi line (red line) bound for Ikebukuro. Get off at the Hongo-sanchoime station, the third stop.



Map1. Global Map

B. From Narita Airport to Hotels

We recommend taking the Limousine bus bound for TCAT (Tokyo City Air Terminal), and take a taxi there.

C. From Tokyo to Workshop place

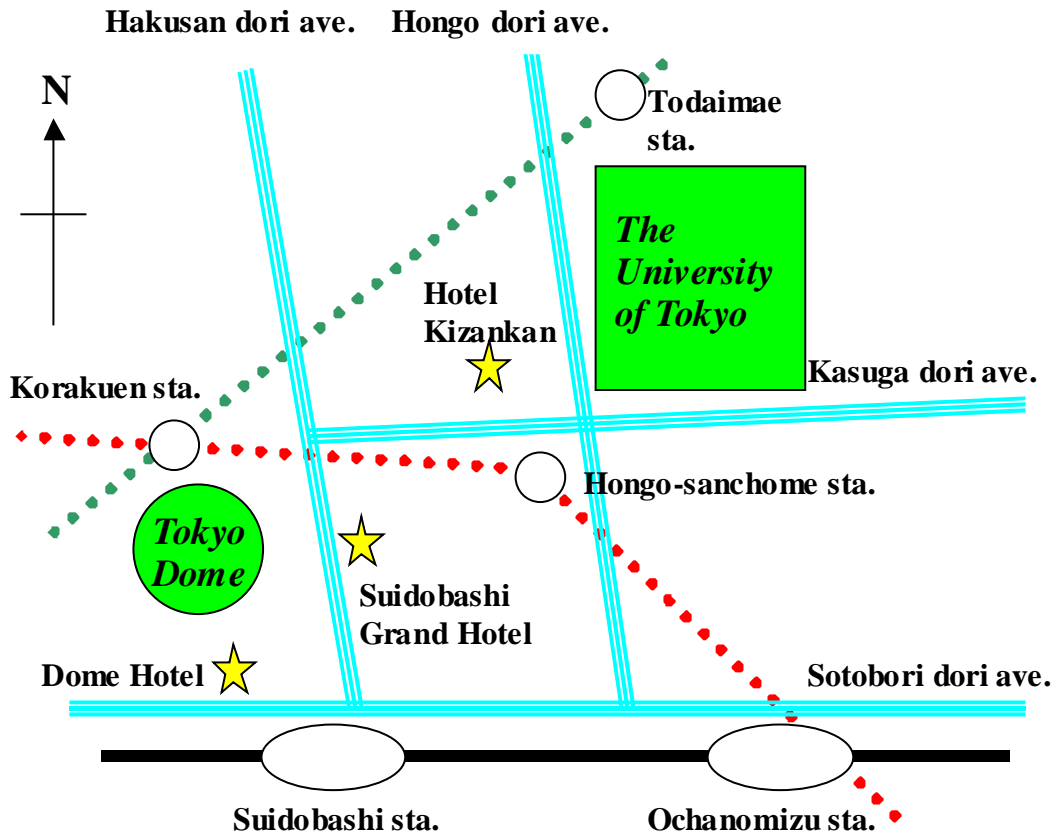
We recommend taking a taxi (see also A-1-(c), A-2-(b)).

D. From Haneda Airport (HND) to Workshop place/Hotels

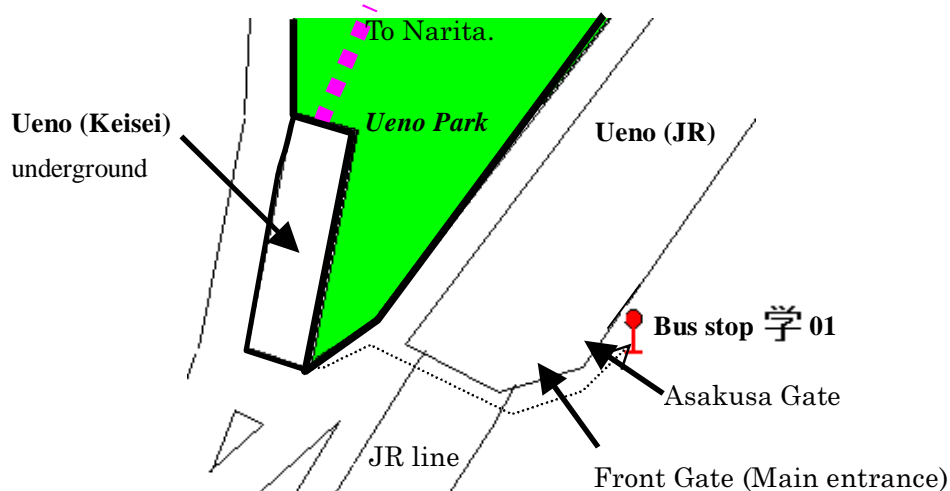
We recommend taking bus bound for Tokyo station. It takes 45 minutes and costs 900JPY for the trip from Haneda to Tokyo. The bus runs every 30 minutes. Take a taxi at Tokyo station (see also A-1-(c), A-2-(b)).

There is bus service from Haneda to Tokyo Dome Hotel. It runs every 2 hours, from 10 am to 4 pm. It takes 1 hour and costs 1,100JPY from Haneda to Dome Hotel.

Another way is to take Tokyo monorail bound for Hamamatsu-cho (20min, 470JPY) and change to the JR line for Tokyo at Hamamatsu-cho. Go to the Ueno station, the 7th stop (13min, 160JPY). Both Tokyo monorail and JR line train run frequently. Take a taxi there (see also A-1-(a), A-2-(a)).



Map 2. Local Map



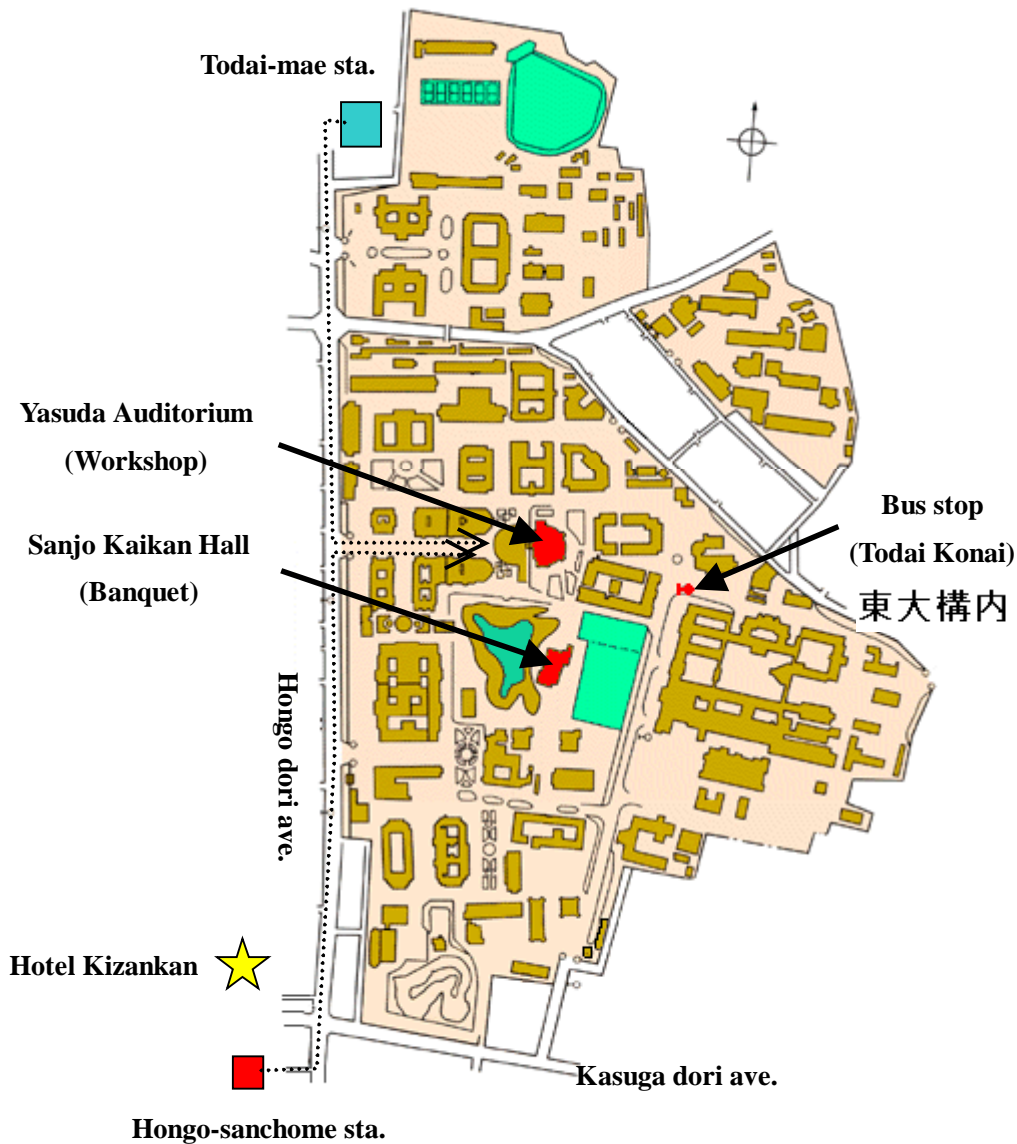
Map 3. Ueno station

E. From hotels to workshop place

We recommend taking red subway line, Marunouchi line, for Shinjuku at Korakuen station from the hotels in Suidobashi area. Get off at Hongo-sanchome station, the next stop. It costs 160JPY for the trip. From the station, it takes 10 minutes on foot to the workshop place.

You can take Namboku line, light blue subway line, for Akabane-Iwabuchi at Korakuen station instead of Marunouchi line. Get off Todai-mae station, the next stop. It costs 160JPY. From the station, it takes 10 minutes or less on foot. Namboku line is a new line and runs in deep area. As a result, it takes several minutes from the entrance of a station to its platform.

You can walk from your hotel to the workshop place. It takes 10 minutes from Hotel Kizankan, 15 minutes from Sudobashi Grand Hotel, 20 minutes from Dome Hotel. See Map 2. and 4. to find the way to the workshop place.



Map 4. The University of Tokyo (Hongo campus)